

AgieCharmilles

CUT 2000 X

CUT 2000 X OilTech



CUT 3000 X



Linking accuracy with productivity

CUT 2000 X / 2000 X OilTech CUT 3000 X

The highly accurate CUT 2000 X, CUT 2000 X OilTech and CUT 3000 X take wire-cutting EDM to the extreme, thanks to expert and dedicated machine testing on our production site.

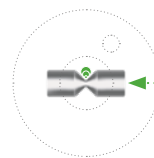


Increase your flexibility

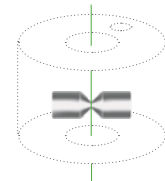
with two wire spools on one machine

Exclusive Automatic Wire Changer (AWC) two-wire spool allows you to use larger diameter wire or premium wires for the main cut and then automatically switch to smaller wire for the finishing cut. Two 25 kg wire spools are possible, so no modification of the wire circuit is needed when switching wires.

Top view



Front view

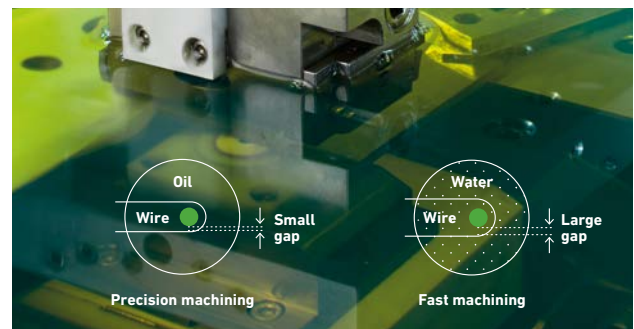


A single wire guide permits all wire diameters to be installed





Deliver uncompromising precision parts

Our correction of the CNC guarantees you perfect pitch and positioning accuracy from the very first die or mold you machine. The result: No compromises in your quest to consistently achieve $\pm 1.5 \mu\text{m}$ pitch accuracy over $350 \times 250 \text{ mm}$ ($500 \times 350 \text{ mm}$ for CUT 3000 X size).



Oil machining for ultimate results

Oil dielectric eliminates all risk of depletion or corrosion. It enables long run machining when parts need to be submerged a long period of time. Achieve the tiniest slot widths and radii due to the smaller gap between wire and workpiece enabled by oil dielectric, compared to water and comparable wire diameter.



Get perfect results while reducing part setup and operator presence

The Integrated Vision Unit (IVU Advance), with an embedded charge-coupled device (CCD) camera linked to a backlight installed on the lower arm of the machine allows pre-setting, offers in-process local measurements and scanning of the machined contour. This ensures 100 percent quality results.

Provide a complete wire breakage protection

Spark Track* technology monitors the distribution of sparks along the wire during roughing. ISPS is using this spark distribution information from Spark Track to protect the wire in real time.

* Not available for OilTech version



Technical specifications

		CUT 2000 X / CUT 2000 X OilTech	CUT 3000 X
Travel X, Y, Z	mm (in)	350 x 250 x 256 (13.77 x 9.84 x 10)	500 x 350 x 256 (19.7 x 13.77 x 10)
Travel U, V	mm (in)	± 70 (2.7)	± 70 (2.7)
Max. part dimensions *	mm (in)	750 x 550 x 250 (29.5 x 21.6 x 9.8)	1050 x 650 x 250 (41.3 x 25.6 x 9.8)
Max. part weight	kg (lbs)	200 (440)	400 (880)
Max. taper angle/height	°/mm (in)	30/100 (3.93)	30/100 (3.93)
Wire diameters	mm (in)	0.10 – 0.30 (0.004 – 0.012) 0.05 – 0.07 (0.002 – 0.003) **	0.10 – 0.30 (0.004 – 0.012) 0.05 – 0.07 (0.002 – 0.003) **
Wire spool	kg (lbs)	25 (55)	25 (55)
Min. surface roughness (Ra)	µm (µin)	0.08 (3.1) / 0.05 (2) ***	0.08 (3.1)

* Length x depth x height ** Option *** CUT 2000 X OilTech

At a glance

We enable our customers to run their businesses efficiently and effectively by offering innovative Milling, EDM, Laser, Additive Manufacturing, Spindle, Tooling and Automation solutions. A comprehensive package of Customer Services completes our proposition.

www.gfms.com



© GF Machining Solutions Management SA, 2021
The Technical specifications and illustrations are not binding.
They are not warranted characteristics and are
subject to change.